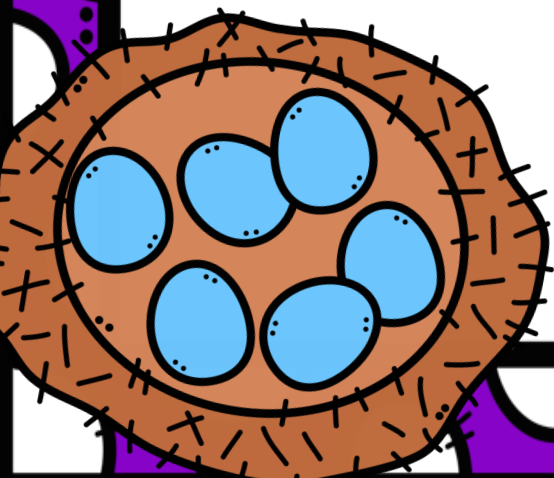





Numbers to 20:

Counting and Number
Recognition



Printable board game from
Math Geek Mama for
123Homeschool4Me.com



Thank you for downloading this resource!

Personal Use Only. This document is provided to you for your own personal use. You agree that you will not copy, reproduce, alter, modify, create derivative works, or publicly display any content from my downloads (except for your own personal, non-commercial use). You may post pictures of your family using my downloads on your personal blog provided that I23 Homeschool 4 Me is properly attributed in the post by name and a link to www.I23homeschool4me.com.

If you would like to use this in a classroom, you must purchase this from my TPT Store to comply with my terms of use. I will maintain LOW pricing for teachers! Thank you for your honesty!

No Redistribution. You may not reproduce, repackage, or redistribute the contents of these downloads, in whole or in part, for any reason. This includes "giving" someone your copy that you are no longer using. Please refer others to www.I23homeschool4me.com to download.

I offer free printables for 2 reasons:

1. To bless others with things I have created - no point in reinventing the wheel, so to speak!
2. To bless my family [at least a little] financially in exchange for the time I put into making these free printables. Thank you for your honesty!

Modifications of Terms. I shall have the right to modify the terms of this Agreement at any time; modification shall be effective immediately and shall replace all prior Agreements.

You are more than welcome to:

- Save the files on your computer and print off copies for your nuclear family whenever you would
- Link directly to my blog to share my files with others.
- Post to your blog using pictures of your child using my curriculum, as long as proper credit is given to www.I23homeschool4me.com.

YOU MAY NOT:

- Host any of my files on your own or other sites.
- Alter or sell any of my files.
- Sell files to make a profit: All files are for personal use only. You may NOT use my items for sale or profit. ~ i.e. print them off, laminate them and sell them to others.
- Transmit or store any resources on any other website or other form of electronic retrieval system.
- All downloads are copyright protected. Not to be distributed, transferred, or shared in any form.

Fonts and clipart courtesy of:

<https://www.teacherspayteachers.com/Store/Kimberly-Geswein-Fonts>

<https://www.teacherspayteachers.com/Store/Krista-Walden>


Numbers to 20

Start


Finish

16	15	14	13	12	11	Start	
17							
18	17	16	15	14	13	12	
19	18					11	
20	19	20	11	12		20	
11	12	13	14	15	16	17	18

Move ahead to the nearest space by counting the spots:




Move ahead to the nearest space by counting the spots:




© Math Geek Mama for 123Homeschool4Me.com

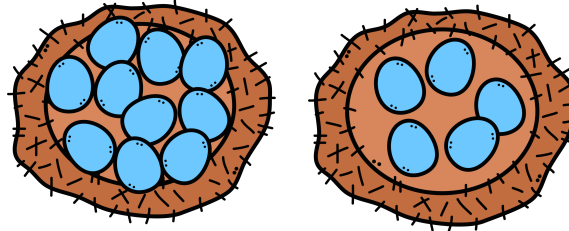
Move ahead to the nearest space by counting the spots:



Move ahead to the nearest space by counting the eggs:

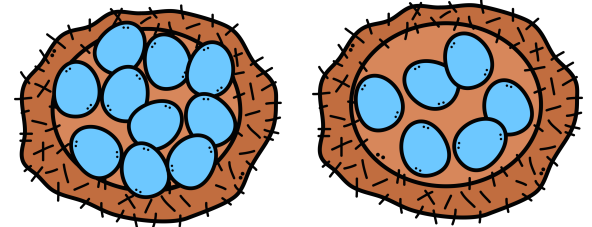


Move ahead to the nearest space by counting the eggs:



© Math Geek Mama for 123Homeschool4Me.com


Move ahead to the nearest space by counting the eggs:



Move ahead to the nearest space by counting the petals:




Move ahead to the nearest space by counting the petals:




© Math Geek Mama for 123Homeschool4Me.com


Move ahead to the nearest space by counting the petals:



Move backward to the nearest space by counting the spots:




Move backward to the nearest space by counting the spots:

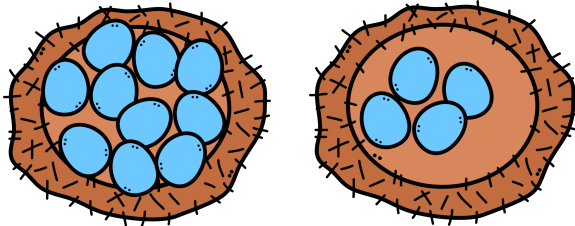


© Math Geek Mama for I23Homeschool4Me.com

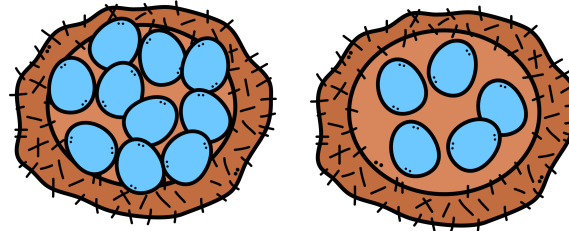
Move backward to the nearest space by counting the spots:



Move backward to the nearest space by counting the eggs:

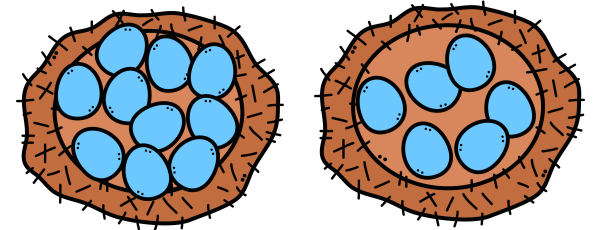


Move backward to the nearest space by counting the eggs:



© Math Geek Mama for I23Homeschool4Me.com

Move backward to the nearest space by counting the eggs:



Move backward to the nearest space by counting the petals:




Move backward to the nearest space by counting the petals:



© Math Geek Mama for I23Homeschool4Me.com

Move backward to the nearest space by counting the petals:



How to Play:

Game Set Up:


- Print and laminate the game board
- Print and laminate the cards and cut out (you may want to print two sets so you have plenty of cards)
- Shuffle cards and place face down

Rules of Play:

- First player draws a card from the pile. They must then count to find the total. They then either move ahead or move backward according to the directions on the card to the appropriate numeral space.
- Players then take turns drawing a card and counting to move ahead or backward. The first player to land on the finish space wins.

Tip: As you play, stress that the pictures model the numbers 11-20 as 10 plus a number. For example, when your child counts twelve, say "Yes, twelve is ten and 2."

Move **ahead** to the nearest space by counting the spots:



Move **backward** to the nearest space by counting the eggs:

