

Mother's Day

SCRAPBOOK



Directions for Use

1. PRINT OUT THE FOLLOWING PAGES FOR EACH STUDENT

- VARIATIONS
 - PRINT PAGES BACK TO BACK
 - PRINT PAGES ON SEPARATE SHEETS
 - OR PRINT ON SEPARATE SHEETS BUT TAPE THEM TOGETHER SO THAT THERE IS NO BLANK PAGES AS YOU FLIP
- PRINT ON COLORED PAPER OR WHITE PAPER



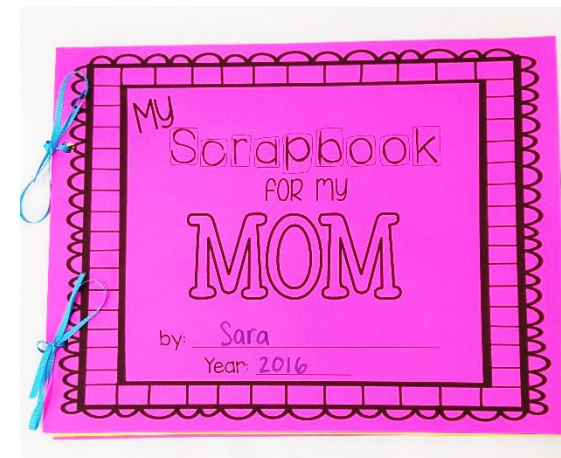
2. HAVE STUDENTS FILL OUT EACH PAGE

- VARIATIONS
 - COLOR, DRAW, WRITE,
 - CUT OUT OF MAGAZINES
 - BRING IN REAL PICTURES
 - ADD DECORATIONS WITH STICKERS OR WASHI TAPE



3. BIND THE BOOK BY STAPLING

- VARIATIONS
 - HOLE PUNCH AND USE RIBBONS OR BOOK RINGS
 - USE BINDING MACHINE



NOW INCLUDES AUNT AND GRANDMOTHER VERSIONS TOO!

My

Scrapbook


FOR my

MOM

by: _____


Year: _____


THIS IS MY MOM



Her name is _____


She likes to _____





Her family


The people in my mom's family are _____




Her friends

Her friends are _____


A FEW OF HER FAVORITES



FOOD




SNACK




DRINK


A FEW OF HER FAVORITES




hobby



store



music



THE TOP 10 THINGS

I LOVE ABOUT MY MOM


1

2

3

4

5



THE TOP 10 THINGS

I LOVE ABOUT MY MOM

6

7


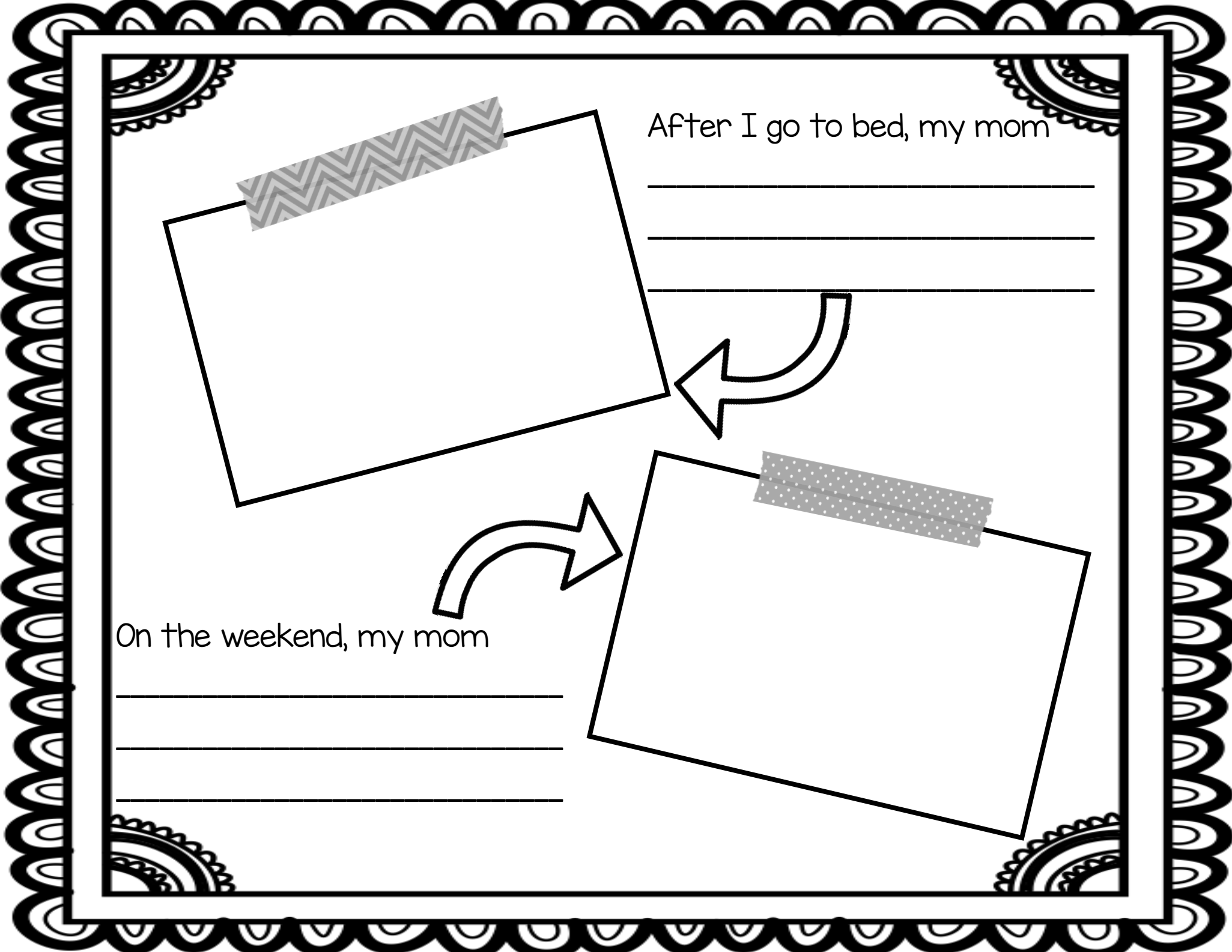
8

9

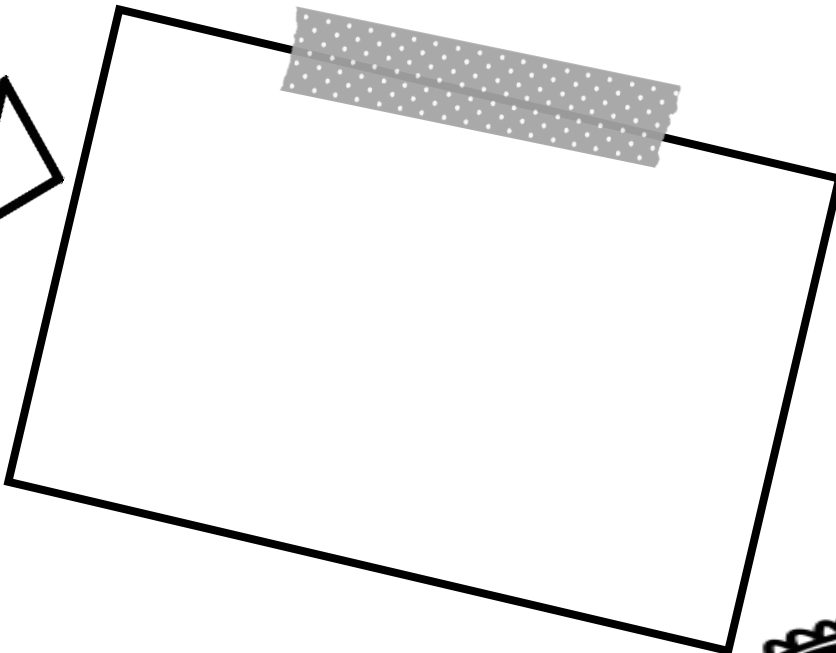
10

During the day, my mom

After school, my mom







After I go to bed, my mom



On the weekend, my mom



MOM



MY
Scrapbook

FOR MY


Grandmother

by: _____


Year: _____


THIS IS MY GRANDMOTHER

Her name is _____.




She likes to _____





Her family


The people in my grandmother's family
are _____




Her friends

Her friends are _____


A FEW OF HER FAVORITES



FOOD




SNACK




DRINK


A FEW OF HER FAVORITES




hobby



store



music



THE TOP 10 THINGS

I LOVE ABOUT MY GRANDMOTHER


1

2

3

4

5



THE TOP 10 THINGS

I LOVE ABOUT MY GRANDMOTHER

6

7


8

9

10

During the day, my grandmother





After school, my grandmother



After I go to bed, my grandmother

On the weekend, my grandmother

Grandmother



My

Scrapbook

FOR My


AUNT

by: _____


Year: _____


THIS IS MY AUNT

Her name is _____.




She likes to _____





Her family


The people in my aunt's family
are _____




Her friends

Her friends are _____


A FEW OF HER FAVORITES



FOOD




SNACK




DRINK


A FEW OF HER FAVORITES




hobby



store



music



THE TOP 10 THINGS

I LOVE ABOUT MY AUNT


1

2

3

4

5



THE TOP 10 THINGS

I LOVE ABOUT MY AUNT

6

7


8

9


10

During the day, my aunt

After school, my aunt




After I go to bed, my aunt




On the weekend, my aunt




AUNT




AH



AH



AH



AH



Scan to visit my blog



sarjcreations.blogspot.com

Thank you for your purchase!

I sincerely appreciate you spending your hard earned money on the products that I create. If you have any questions, suggestions or requests, please email me at sarjcreations@gmail.com. Remember to leave feedback to earn TpT Credits (aka free money!!) to put toward future purchases. All items in my store are listed at 50% off for the first 48 hours after posting. Follow [my store](#) to be notified of new products.

- Sara Jonckheere

You May:	You May Not:
<ul style="list-style-type: none"> • Use this item for your personal use • Use this item for your classroom and/or students • Purchase unlimited licenses for others to use this item at 50% off the original price. • Review this item for the purpose of recommending it to others as long as there is a direct link for it to be purchased from Sara J Creations • Enjoy this product for years to come (remember to check back for updated versions) 	<ul style="list-style-type: none"> • Give this item to others. • Copy this item for use by others. • Post this item on a website, including a personal website, classroom website, or district website. • Copy or modify any part of this document to offer others for free or for sale.

This item is a paid digital download from my TpT store.

Language courtesy of [Selling Strategies](#)

As such, it is for use in one classroom only. This item is also bound by copyright laws and redistributing, editing, selling, or posting this item (or any part thereof) on the Internet are all strictly prohibited without first gaining permission from the author. Violations are subject to the penalties of the Digital Millennium Copyright Act. Please contact me if you wish to be granted special permissions!

Font & Graphic Credits:



ARE YOU INTERESTED IN RECEIVING:


- freebies
- ideas
- coupon codes and discounts
- new product ideas



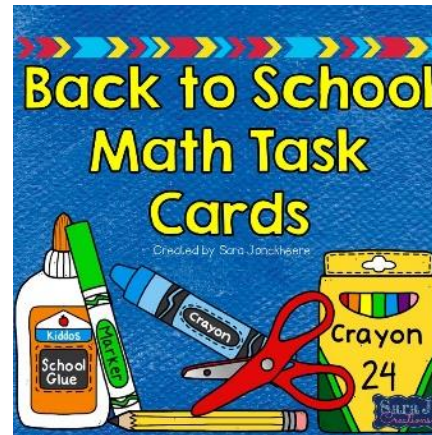
DIRECTLY TO YOUR INBOX?

Click [HERE](#) to receive all of that and more with my newsletter.


MY STORE, SARA J CREATIONS AT A QUICK GLANCE:



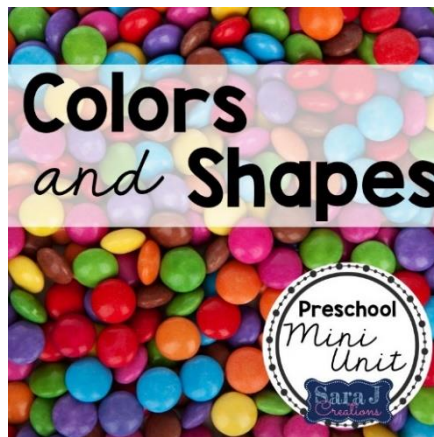
RELIGIOUS RESOURCES



TASK CARDS - MATH, ELA, SEASONAL



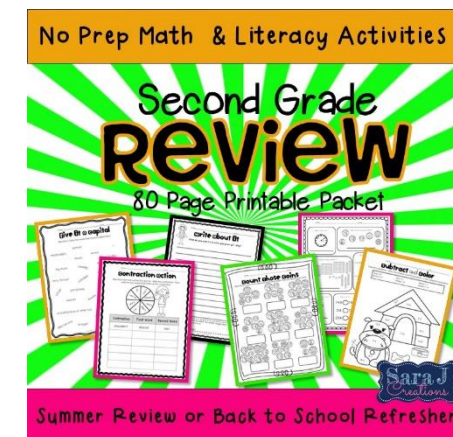
GAMES - BINGO, MATH CENTERS,
LITERACY CENTERS



PRESCHOOL UNITS



SEASONAL - TASK CARDS,
GAMES, BINGO



SUMMER REVIEWS

Click any of the pictures to learn more about that category

