




# Helping at the Farm – Emergent Reader:

2 Levels with copy to write text and cut apart cards



This free teaching resource is brought to you by:

The Teacher Couple

<http://www.teacherspayteachers.com/Store/The-Teacher-Couple>

Please follow us – free item added weekly!

Copyright © 2012, The Teacher Couple

All rights reserved by author. Copying for more than one teacher, classroom, department, school, or school system is prohibited. This product may not be distributed or displayed digitally for public view. Failure to comply is a copyright infringement and a violation of the Digital Millennium Copyright Act (DMCA)

# Teaching Suggestions


- To assemble the books: print, cut stacks in half, and staple the sides to make two books.
- The most basic level is to have students read the first copy of the book (pages 3-12).
- Students can then use the cut out cards (page 13) to form the sentences from the book. Each sentence can be matched with a cut out of the correct image (pages 14 and 15) or can be matched with a toy animal for each sentence. Students may need to refer to the emergent reader for assistance or may be able to complete this step independently.
- Students can then write the sentences for the book (pages 16-25).
- For more advanced readers there is a version including basic adjectives on pages 26-36 which can be used for all of the above steps.

Thank you for downloading this item!

We hope it is helpful in your classroom! Please follow the Teacher Couple, <http://www.teacherspayteachers.com/Store/The-Teacher-Couple>, to receive updates on new items and additional freebies – a new one is added every week. We also have a growing collection of high student interest emergent readers that follow this format.

And we greatly appreciate your feedback on how to improve our items for your use – please contact us at [teachcouple@gmail.com](mailto:teachcouple@gmail.com) with any suggestions for this item.

# Helping at the Farm




Read and Illustrated by:

---

---

---

# Helping at the Farm




Read and Illustrated by:


---

---


---




I help the cow.




I help the cow.




I help the goat.




I help the goat.




I help the cat.




I help the cat.




I help the sheep.



I help the sheep.




I help the pig.



I help the pig.







I help the chicken.




I help the chicken.




I help the dog.



I help the dog.



I help the duck.



I help the duck.









I love helping at the farm!





I love helping at the farm!


## Cards to cut apart

I help the	cow.
I help the	goat.
I help the	cat.
I help the	sheep.
I help the	pig.
I help the	chicken.
I help the	dog.
I help the	duck.
I love helping at	the farm.





# Helping at the Farm




Written and Illustrated by:

---

---

---

# Helping at the Farm




Written and Illustrated by:

---

---

---






---

---

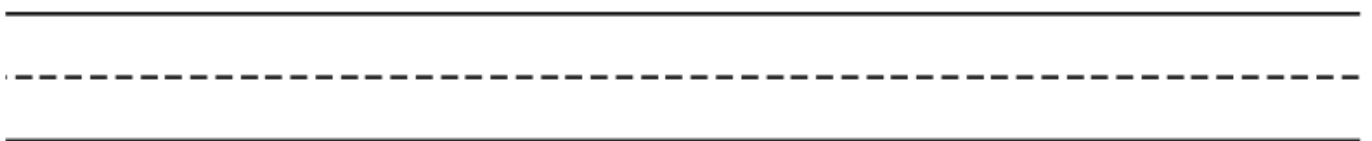

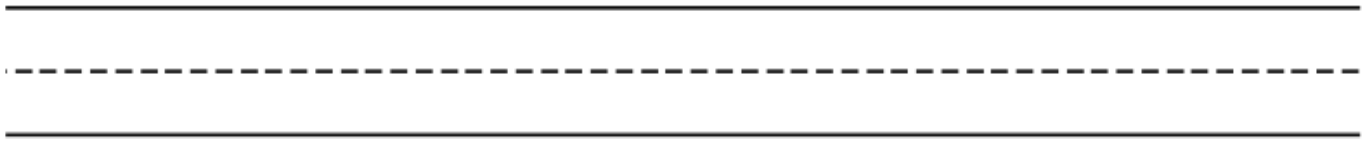

---





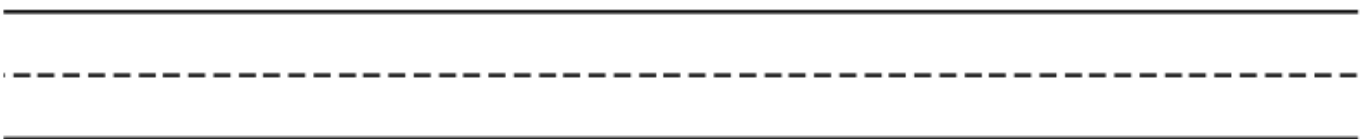

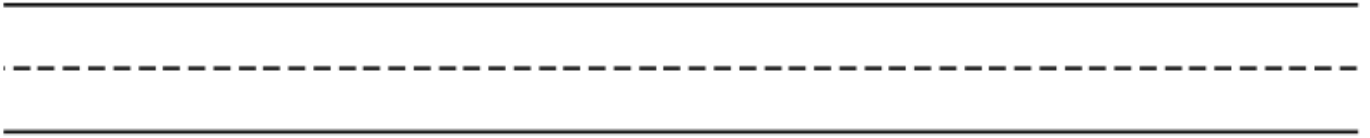

---

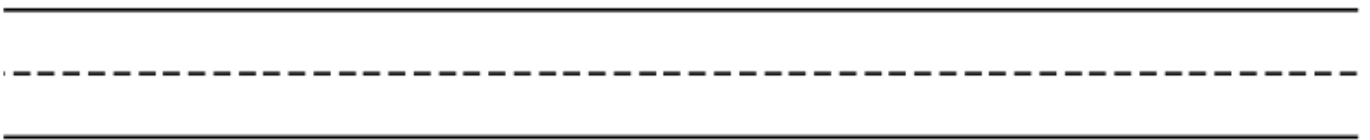

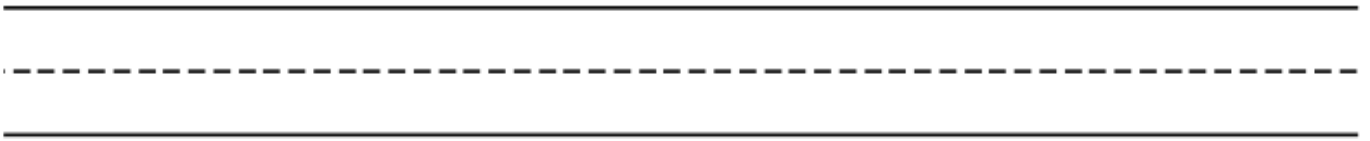

---

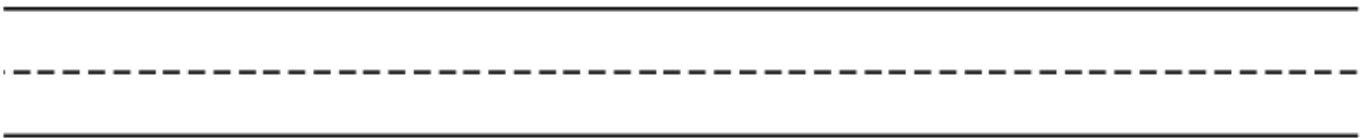

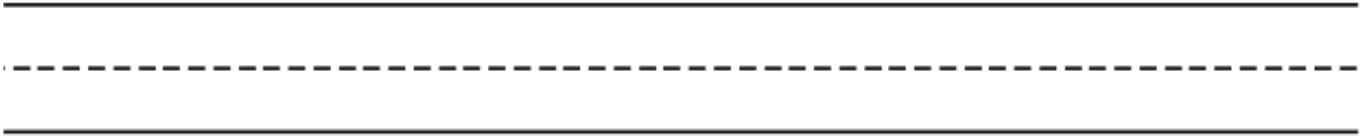
---



















---

---

---



---

---

---





---

---

---




---

---

---

# Helping at the Farm




Read and Illustrated by:

---

---

---

# Helping at the Farm




Read and Illustrated by:


---

---


---




I help the big cow.




I help the big cow.




I help the loud goat.




I help the loud goat.




I help the soft cat.




I help the soft cat.




I help the old sheep.



I help the old sheep.




I help the dirty pig.



I help the dirty pig.




I help the busy chicken.




I help the busy chicken.







I help the happy dog.



I help the happy dog.



I help the fast duck.



I help the fast duck.



I love helping at the farm!



I love helping at the farm!

## Cards to cut apart

I help the	big cow.
I help the	loud goat.
I help the	soft cat.
I help the	old sheep.
I help the	dirty pig.
I help the	busy chicken.
I help the	happy dog.
I help the	fast duck.
I love helping at	the farm.